

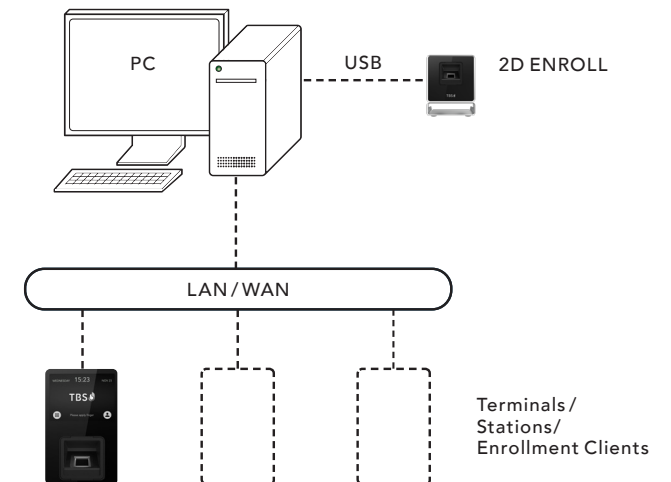
tbs-biometrics.com

TOUCH FINGERPRINTING

2D SENSE

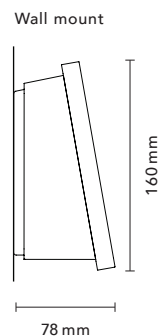
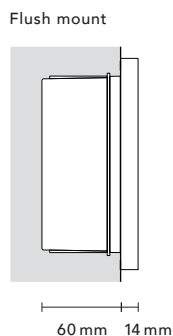
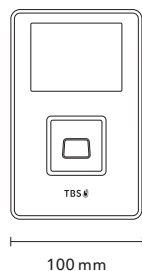
A multi-functional and user-friendly touch terminal with an excellent 2D-sensor that simply works.

- Capacitive touch sensor
- High recognition performance
- Access Control, Time & Attendance (T&A)
- Optional RFID modules
- Identification or verification with PIN or card
- Small to medium-sized user groups
- Customizable high-resolution touchscreen
- User-friendly operation and configuration
- Customer-specific modifications
- Wall mount option for indoor installations
- Flush mount for indoor and outdoor installations
- Can be powered by Power-over-Ethernet





2D SENSE



- 1 = Extendable by license. Figure indicates single fingerprints, iris pairs or hands
- 2 = Indoor use only
- 3 = Mifare Classic/Desfire only
- (*) = Required if not sheltered
- (•) = Optional, accessory or license needed
- (2)⁵ = Requires internal RelayBoard
- 6 = Supported bands:
LTE FDD: B1/B3/B7/B8/B20/B28A
WCDMA: B1/B8, GSM: B3/B8
- 7 = Either/or, specify RS type upon order

		3D ENROLL	2D ENROLL	3D FLY	3D AIR	3D LIGHT	2D IRON HD	2D IRON	2D SENSE	2D TIME	2D MOVE	TBS EDGE
Applications	Access Control			•	•	•	•	•	•			•
	Time & Attendance, Workforce Management			•	•	•	•	•	•	•	•	
Sensor	Touchless 3D+ hand scanner			•								
	Touchless 3D finger scanner	•			•							
	Touchless iris scanner					•						
	Multispectral optical finger		compatible				•	•				
	Capacitive touch finger		•						•	•	•	
	Thermal camera						(•)					
User Interface	Touchscreen size in inch			7.0	5.0	5.0	5.0	5.0	3.5	9.0	7.0	
	RFID				(•)	• ³	(•)	(•)	(•)		• ³	
	PIN			•	•	•	•	•	•	•	•	
	Loudspeaker			•	•	•	•	•				
	Beeper								•			
Biometrics	Identification (1:N), database size limit ¹		10'000	10'000	10'000	10'000	10'000	10'000	5'000	5'000	5'000	special
	Verification (1:1), database size limit		100'000	100'000	100'000	100'000	100'000	100'000	100'000	100'000	100'000	100'000
	FRR at FAR 1:100'000		<0.5%	<0.5%	<0.5%	<0.5%	<1.0%	<1.0%	<2.0%	<2.0%	<2.0%	
Communication	LAN			•	•	•	•	•	•	•		•
	Wifi				(•)	(•)	(•)	(•)	(•)	•	•	
	Mobile ⁶									•	•	
Interfaces	RS-232 and RS-485			•	•	•	•	•	• ⁷			•
	Wiegand out			•	•	•	•	•	•			•
	Relay (NO/NC selectable)			2	(2 ⁵)	1	1	1	1			2
	GPIN/GPOUT			2/2	(1/1 ⁵)	2/0	2/2	2/2	3/1			2/2
Security	Liveness detection				(•)		(•)	(•)				
	Multi-level data encryption			•	•	•	•	•	•	•	•	•
	Template on card				(•)	(•)	(•)	(•)	(•)			
	Anti-tampering				(•)		•	•	(•)			
Installation	Input supply voltage DC	5	USB	24	12-24	12-15	12-24	12-24	12-24	12	USB	12-24
	Max. power rating in W	16		225	18	16	10	10	5	10		15
	Power over Ethernet				(PoE+)	(PoE+)	•	•	•	(•)		(PoE+)
Conditions	Operating temperature in °C	0 to 60	0 to 60	0 to 45	-20 to 60	0 to 45	-20 to 60	-20 to 60	-20 to 60	0 to 35	0 to 35	0 to 45
	Humidity 10-90%	•	•	•	•	•	•	•	•	•	•	•
Mounting	Wall mount				• ²	• ²	IP65	• ²	• ²	• ²	(•) ²	• ²
	Flush mount (IP54)				(•)			(•)	(•)			
	Outdoor protection kit				(•) ⁴				(•) ⁴			
Certifications	CE	•	•	•	•	•	•	•	•	•	•	•
	FCC/IC			•		•	•	•	•			•